



FORMOSA
LABORATORIES, INC.

April 12th 2024

TWSE 4746

Disclaimer

This material has been prepared by Formosa Laboratories Inc. ("Formosalab").

Any opinions expressed in this material are subject to change without notice as a result of using different assumptions. Formosalab is under no obligation to update or keep current the information contained herein. The information contained in this presentation is Formosalab' s confidential information.

Any disclosure, copying, distribution or any action taken or omitted to be taken in reliance on it is prohibited and may be unlawful.

No representation or warranty, express or implied, is or will be made in or in relation to, and no responsibility or liability is or will be accepted by the Company as to, the accuracy or completeness of this material and any liability therefore is hereby expressly disclaimed.

Statements made in this material include forward-looking statements, which include, without limitation, statements about the issues, plans and expectations of Formosalab. Without limiting the foregoing, statements including the words "believes", "anticipates", "plans", "expects" and similar expressions are also forward-looking statements. Forward-looking statements reflect, among other

things, management' s plans and objectives for future operations, current views with respect to future events and future economic performances and projections of various financial items.

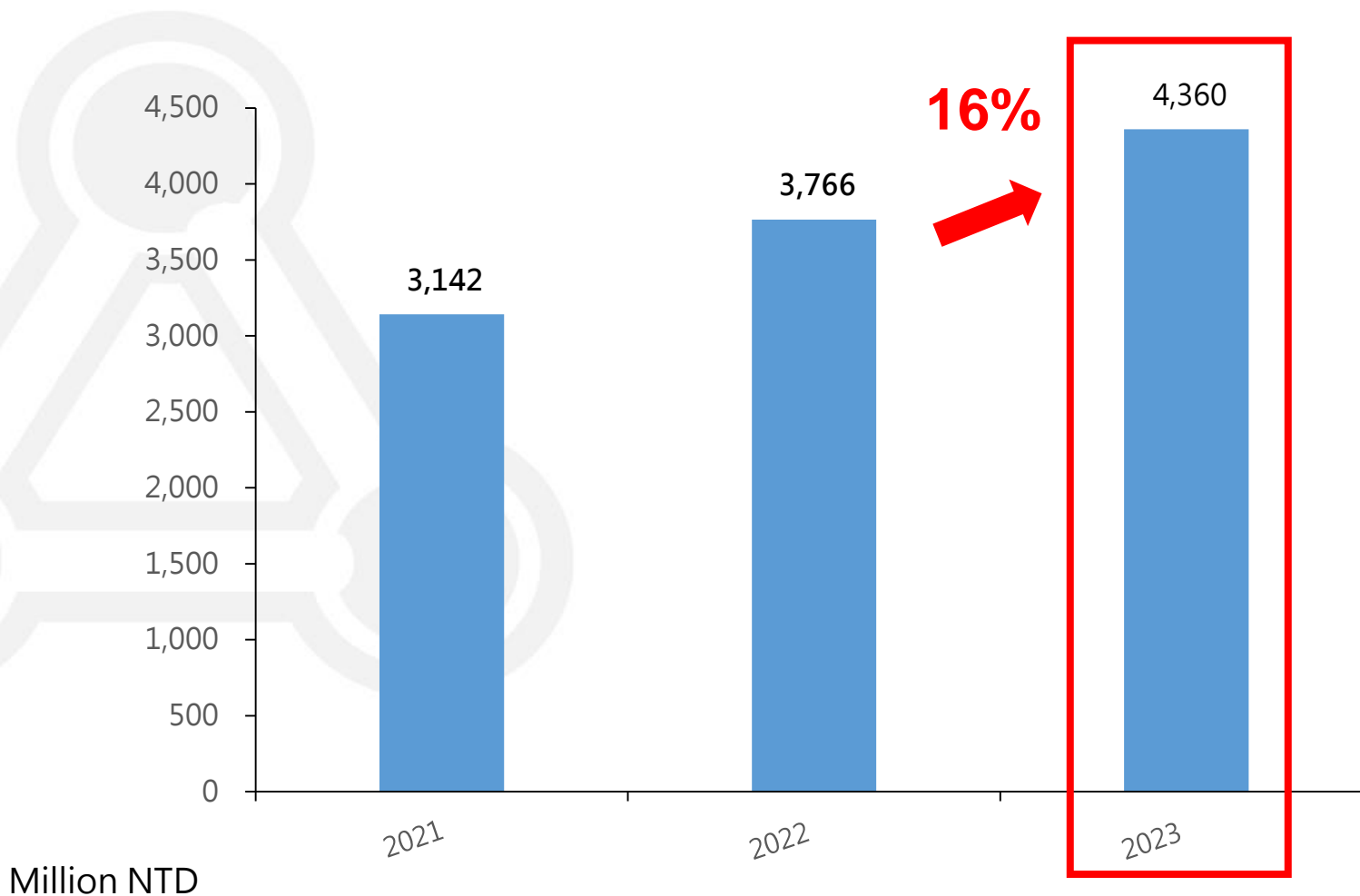
These forwardlooking statements involve known and unknown risks, uncertainties and other factors which may cause actual results to differ materially from those implied by such forward-looking statements.

- 
- A large, faint, light-gray graphic in the background consists of a triangle with three circles at its vertices, connected by lines, resembling a molecular or network structure.
- **2023 & 2024 up-to-March Operation Results**
 - **Business Strategy**
 - **Business Update**

A large, faint, light gray graphic of a triangle with circles at its vertices is positioned on the left side of the slide, serving as a background element for the title.

Operation Results

Revenues-2023 YoY 16%

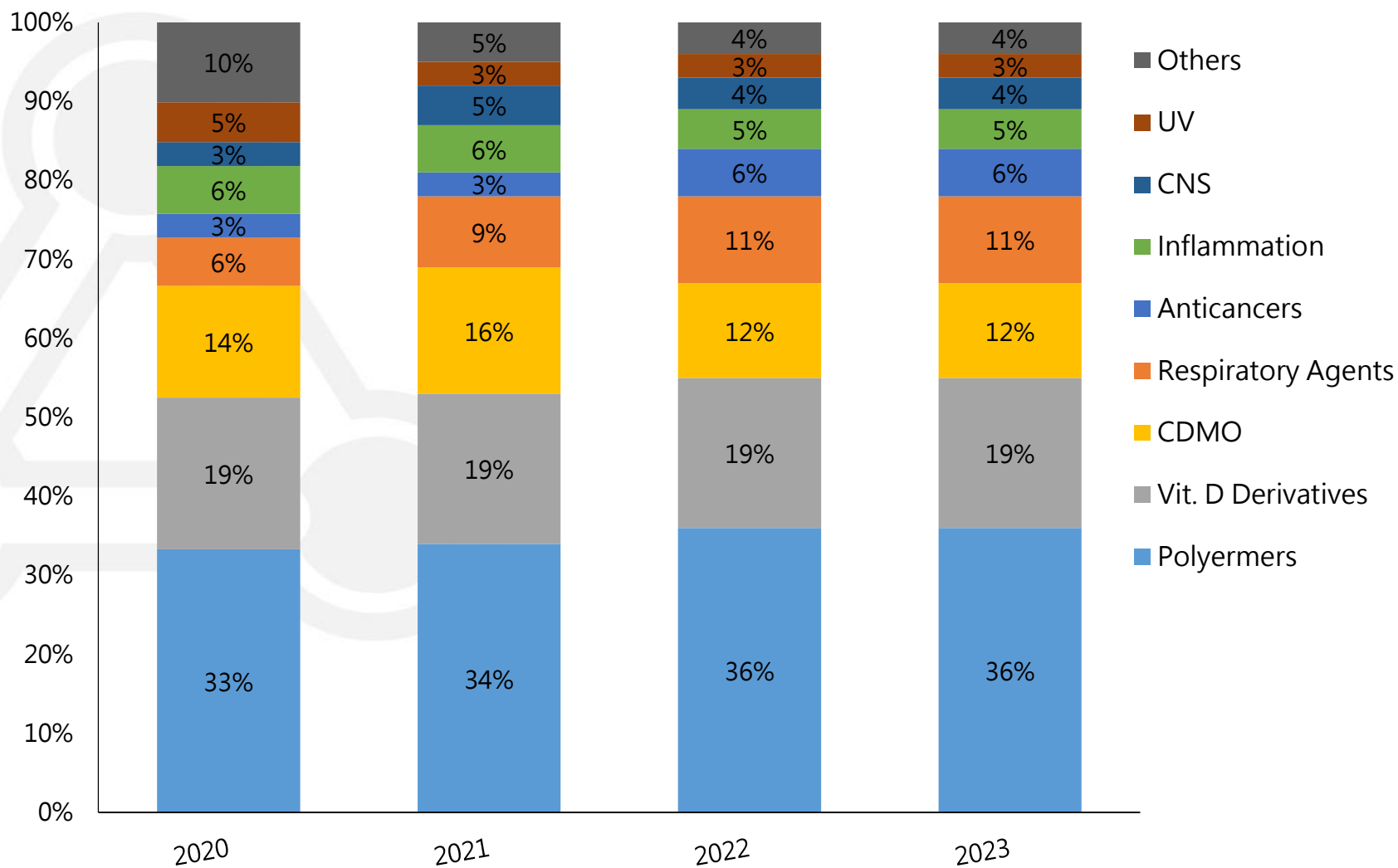


Million NTD

Revenues-2023 YoY 16%

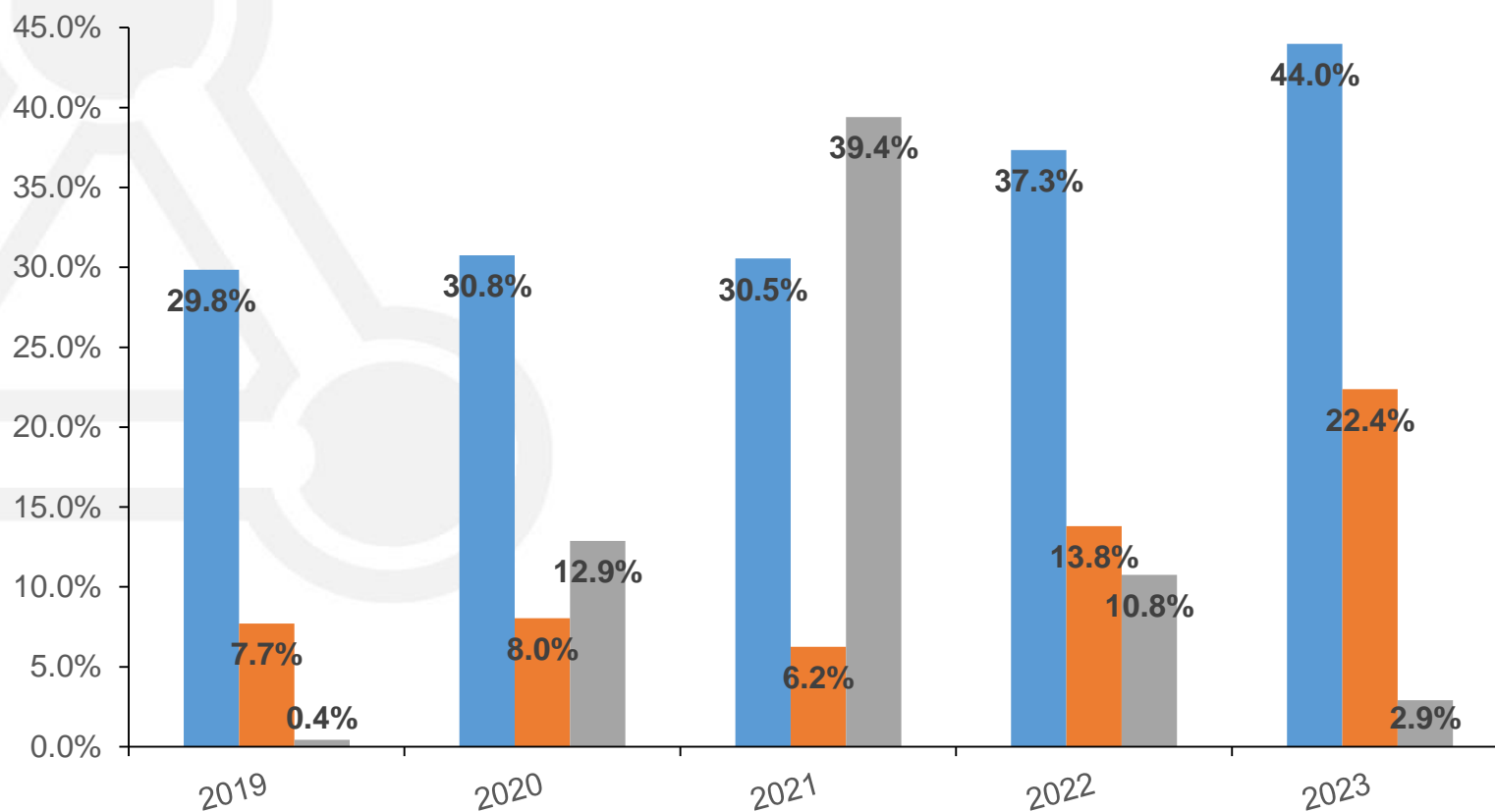
	Million NTD	YoY
Polymers	1,575	22%
Vit. D Derivatives	809	15%
CDMO	517	-12%
Respiratory Agents	478	11%
Anticancer	260	121%
Others	721	2%
Total	4,360	16%

2023 Product Category

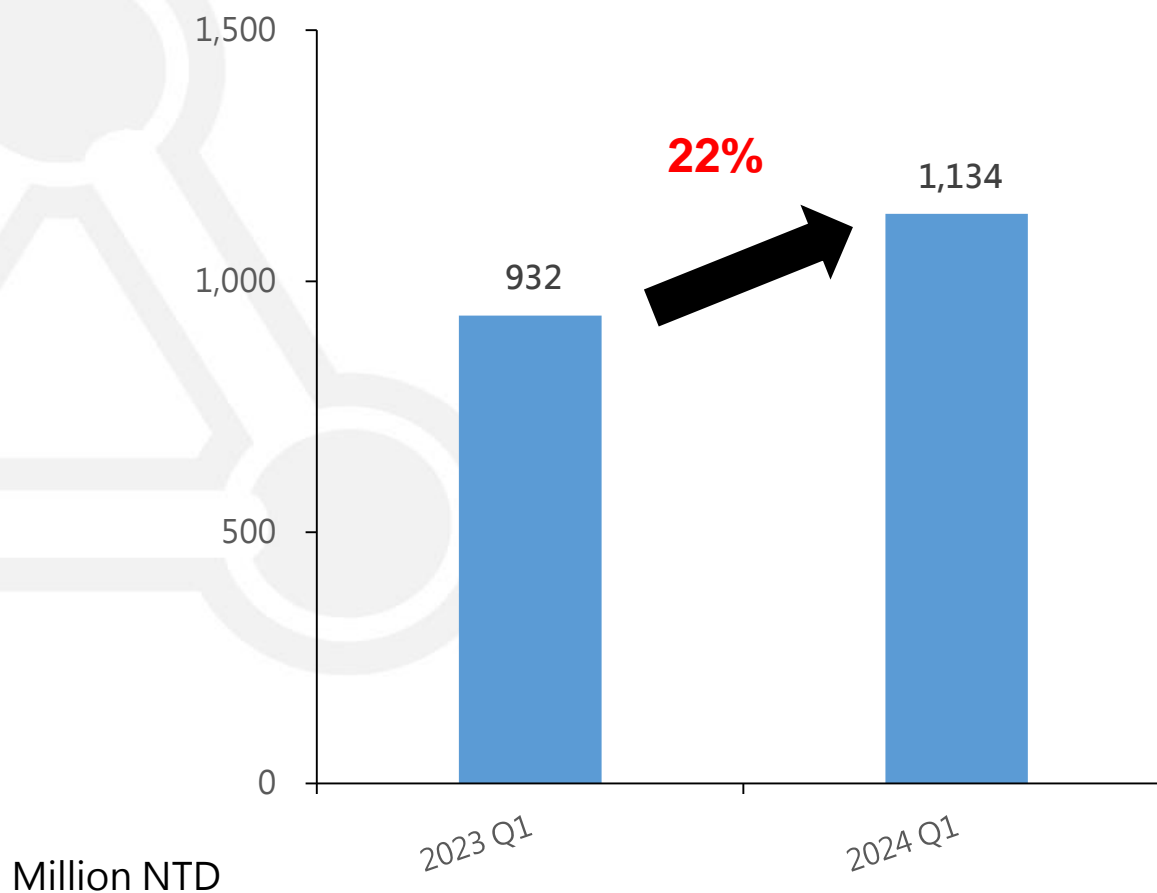


Profitability

EPS NT\$1.05
BP per share NT\$62.96



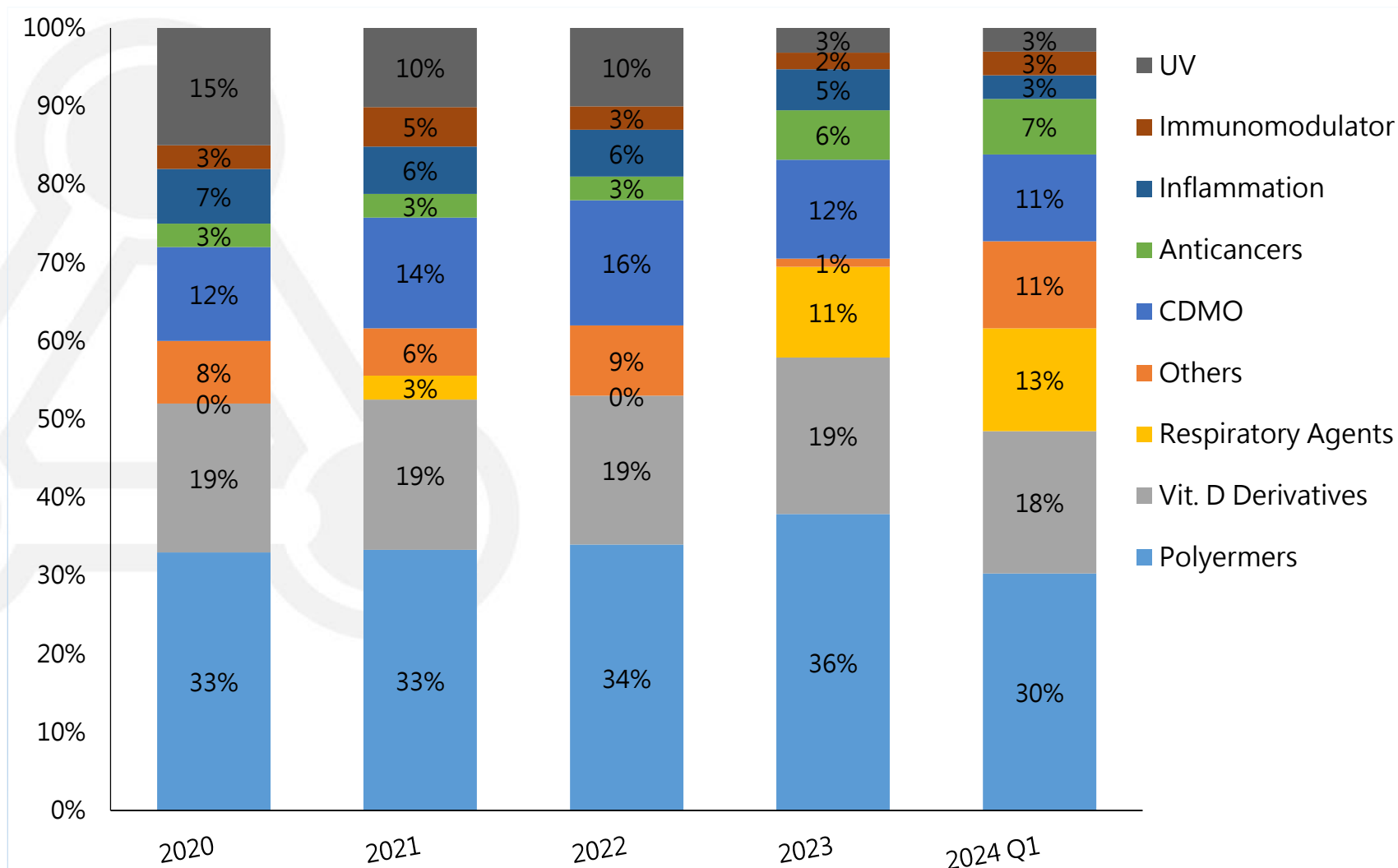
Revenues-2024Q1 YoY 22%



Revenues-2024Q1 YoY 22%

	Million NTD	YoY
Polymers	339	-3%
Vit. D Derivatives	199	-2%
CDMO	120	2%
Respiratory Agents	150	48%
Anticancer	84	24%
Others	242	160%
Total	1,134	22%

Product Category



A large, faint, light gray graphic of a triangle with circles at its vertices and midpoints, serving as a background for the title.

Business Strategy

Integrated RD and Manufacturing

Generic API

- High quality GMP manufacturing
- Stable supply
- Effective output to fulfill customer's demand

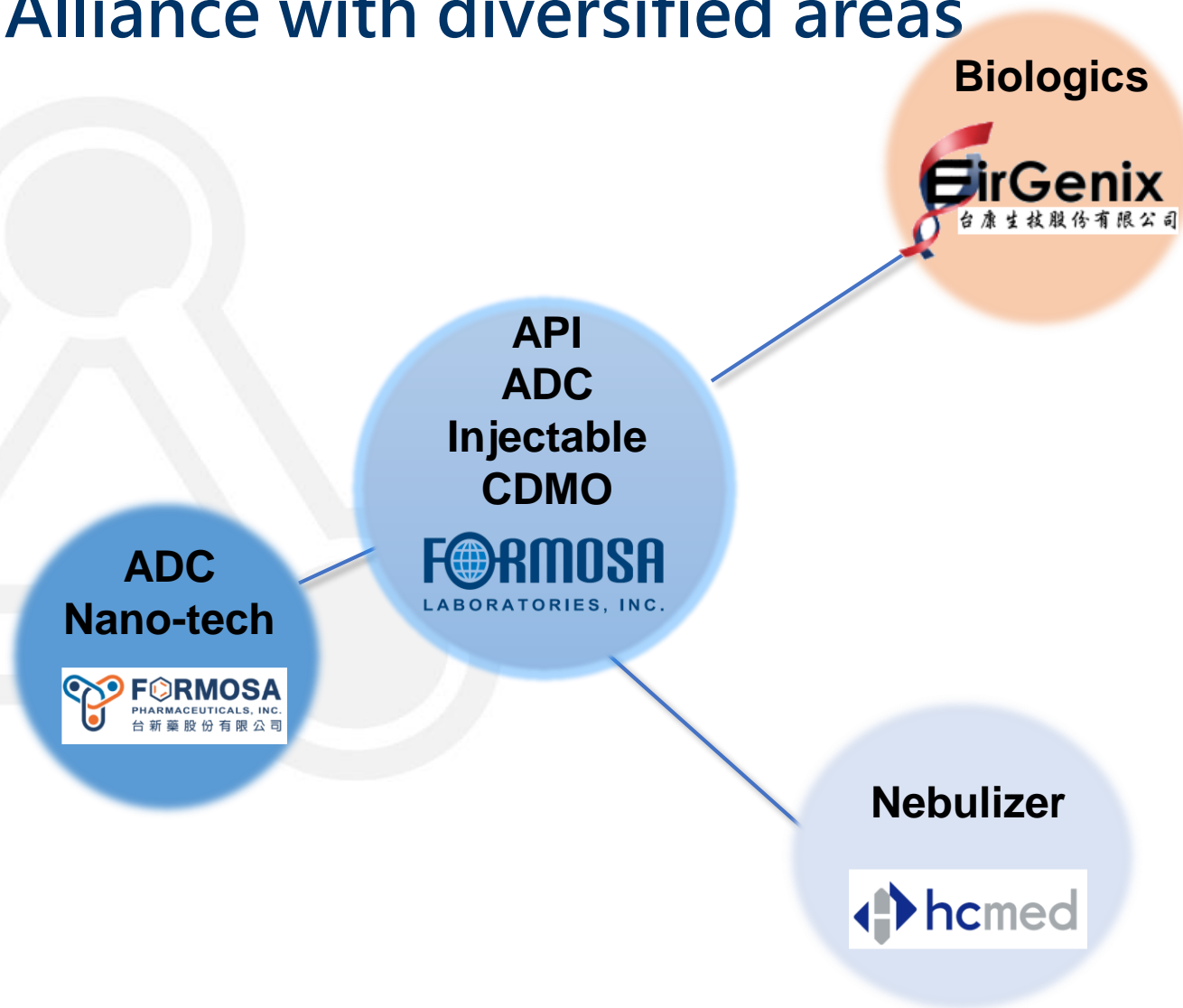
Injectable

- Vertical integration
- Supply from development to commercialization stage

CDMO

- One-stop-shop service from drug substance to drug product
- ADC and peptide CDMO

Alliance with diversified areas



A large, light gray graphic on the left side of the slide consists of a triangle with rounded corners. Each of the three vertices of the triangle is connected to a solid gray circle. The lines connecting the circles are thick and have a slight 3D effect.

Key Business

API Products

Anti-cancers

Anti-inflammatory
& Analgesic Agents

MRI Enhancing
Agents

Respiratory Agents

Polymeric Drugs

CNS Agents

Immunomodulators

Steroids

Vit. D Derivatives

Antibiotics

1995

2000
-Started API
cGMP Production

2000

2002

2004

2008

2009

2011

2013

2019

2021

2022

2023

2002
-1st TFDA inspection

2004
-1st FDA inspection

2008
-Merged with LC United Chemical Corporation

2009
-1st PMDA inspection
-Commission HPAPI facility

2011
-1st COFEPRIS inspection
-IPO

2013
-1st EDQM inspection
-First ADC Project

2019
-Injectable plant establishment

2021
-GMP inspected by TFDA for packaging and labeling of drug products.
-First ADC QP success

2022
-GDP/GMP certificate
-Injectable TFDA inspection
-Fermentation USFDA inspection

2023
- Sevelamer approved in China
- Eribulin Injectable obtain TFDA approval

US



8 Times
2022 Recent

Japan



8 Times
2021 Recent

Germany

BGV

2 Times
Recent

Mexico



2 Times
Recent

Europe



1 Times
Recent

Taiwan



13 Times
2022 Recent

※ Taiwan TFDA became a participating authority of the Pharmaceutical Inspection Co-operation Scheme (PIC/S) in 2013.

Key API Products

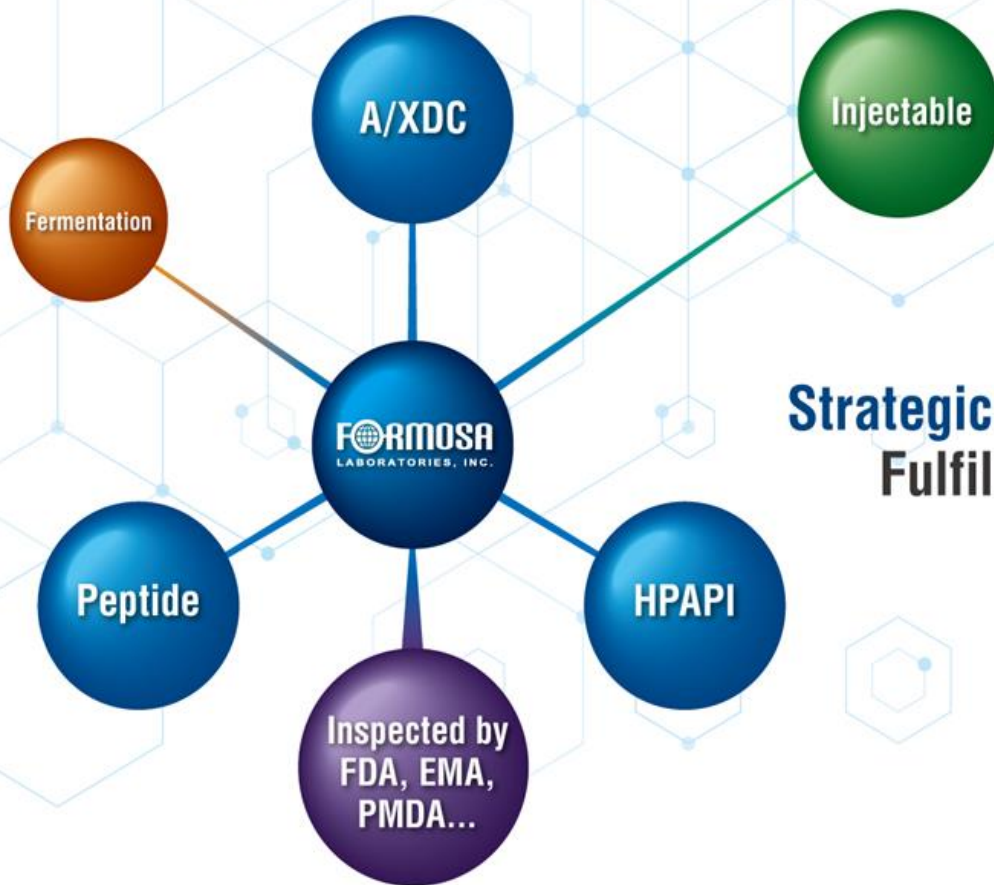
- Improve throughput
- Expand manufacture capacity
- Stable supply chain



Highlight

- Polymer products stay strong market share. The new-built manufacturing line begins to contribute revenue.
- Respiratory API sales keeps growing on revenue. 2024Q1 begins to contribute revenue.
- Steroid products enter originator' s supply and start deliver to client(s).
- Vitamine D products keeps single digit growing
- Anti-Cancer products keep contributing revenue from new market and new clients.

Comprehensive CDMO Service-One Stop Shop



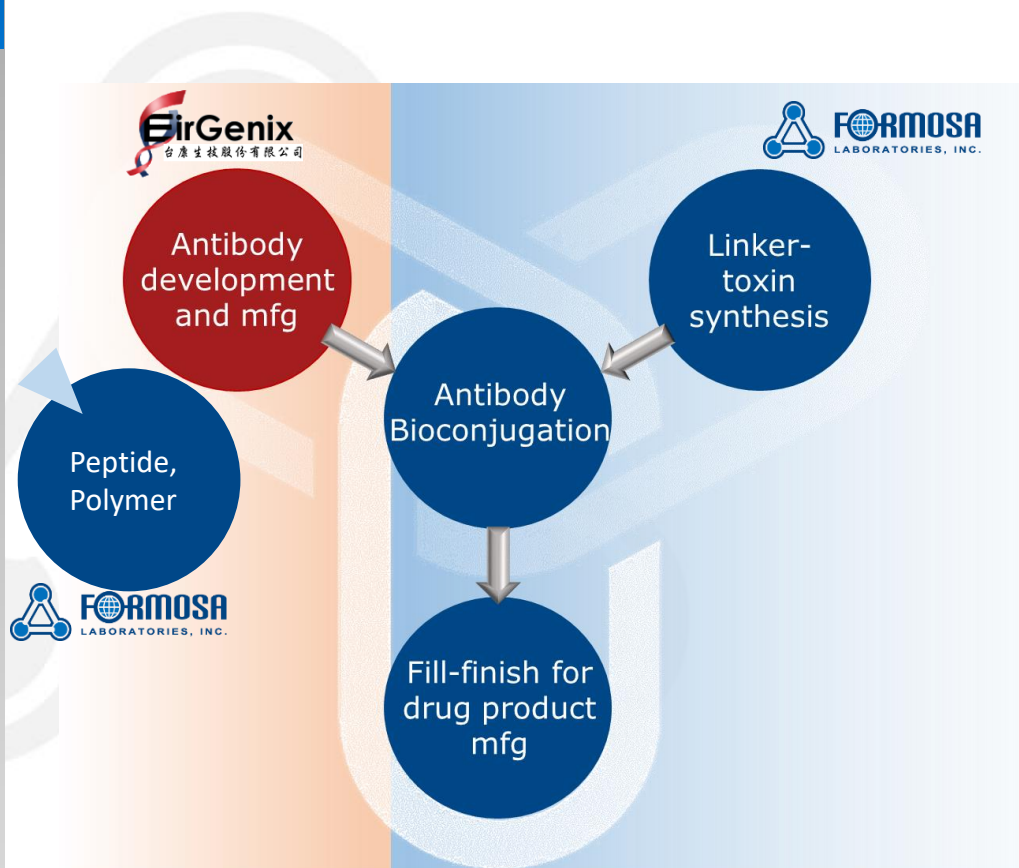
Strategic CDMO partner for your success
Fulfill all your needs in a single shop

Comprehensive CDMO Service-One Stop Shop



- Build up oversea base via alliance to expand US market. A few projects are ongoing.
- Clients are across from clinical stages to commercial supply in different territories.
- Stable CMO supply to originator in Japan, Europe, and US. New projects under discussion.
- Multiple projects enters validation and/or commercial manufacturing

Once stop ADC services



Service scope


- Process development
- ADC screening platform
- Scale-up
- Comprehensive analytic services
- Formulation development and manufacturing services

ADC CDMO highlight

- Clients in US, China, Europe, and Taiwan
- Support clients from RD to clinical trial material for Phase I trial. Patient enrollment is ongoing.
- New ADC clients DS and DP has completed and delivered to client for phase I global clinical trial.
- Supply US DMF Eribulin as toxin in the ADC screening platform.
- ADC and peptide conjugation new projects under discussion.

Advanced Technology

- Build up Peptide Synthesis Laboratory with automatic solid-phase microwave synthesis
- Set up microfluidic reactor for API products and CDMO services.



Injectable Plant Status

- Authority inspection is ongoing
 - Cytotoxic line
 - TFDA: 2022Q2 completed
 - FDA: 2024
 - General line
 - TFDA: 2024
 - FDA: 2025
 - Feasible for biologic and chemical drug
 - Liquid and Lyophilization product
 - Clinical trial and commercial scale




Self-development Injectable Products

◆ Eribulin Injectable

(Global market size USD 370 million, US Market USD 130 million , TW market NTD 450 million)

Territory	Status
Turkey	Licensing agreement signed
EU	Licensing agreement signed
US	GDUFA date 2024 July.
Emerging market	Discussion ongoing

- Licensing-out for other self-development injectable products is ongoing with global pharma



Q & A