



FORMOSA
LABORATORIES, INC.

TWSE 4746

Disclaimer

This material has been prepared by Formosa Laboratories Inc. ("Formosalab").

Any opinions expressed in this material are subject to change without notice as a result of using different assumptions. Formosalab is under no obligation to update or keep current the information contained herein. The information contained in this presentation is Formosalab' s confidential information.


Any disclosure, copying, distribution or any action taken or omitted to be taken in reliance on it is prohibited and may be unlawful.

No representation or warranty, express or implied, is or will be made in or in relation to, and no responsibility or liability is or will be accepted by the Company as to, the accuracy or completeness of this material and any liability therefore is hereby expressly disclaimed.

Statements made in this material include forward-looking statements, which include, without limitation, statements about the issues, plans and expectations of Formosalab. Without limiting the foregoing, statements including the words "believes", "anticipates", "plans", "expects" and similar expressions are also forward-looking statements. Forward-looking statements reflect, among other

things, management' s plans and objectives for future operations, current views with respect to future events and future economic performances and projections of various financial items.

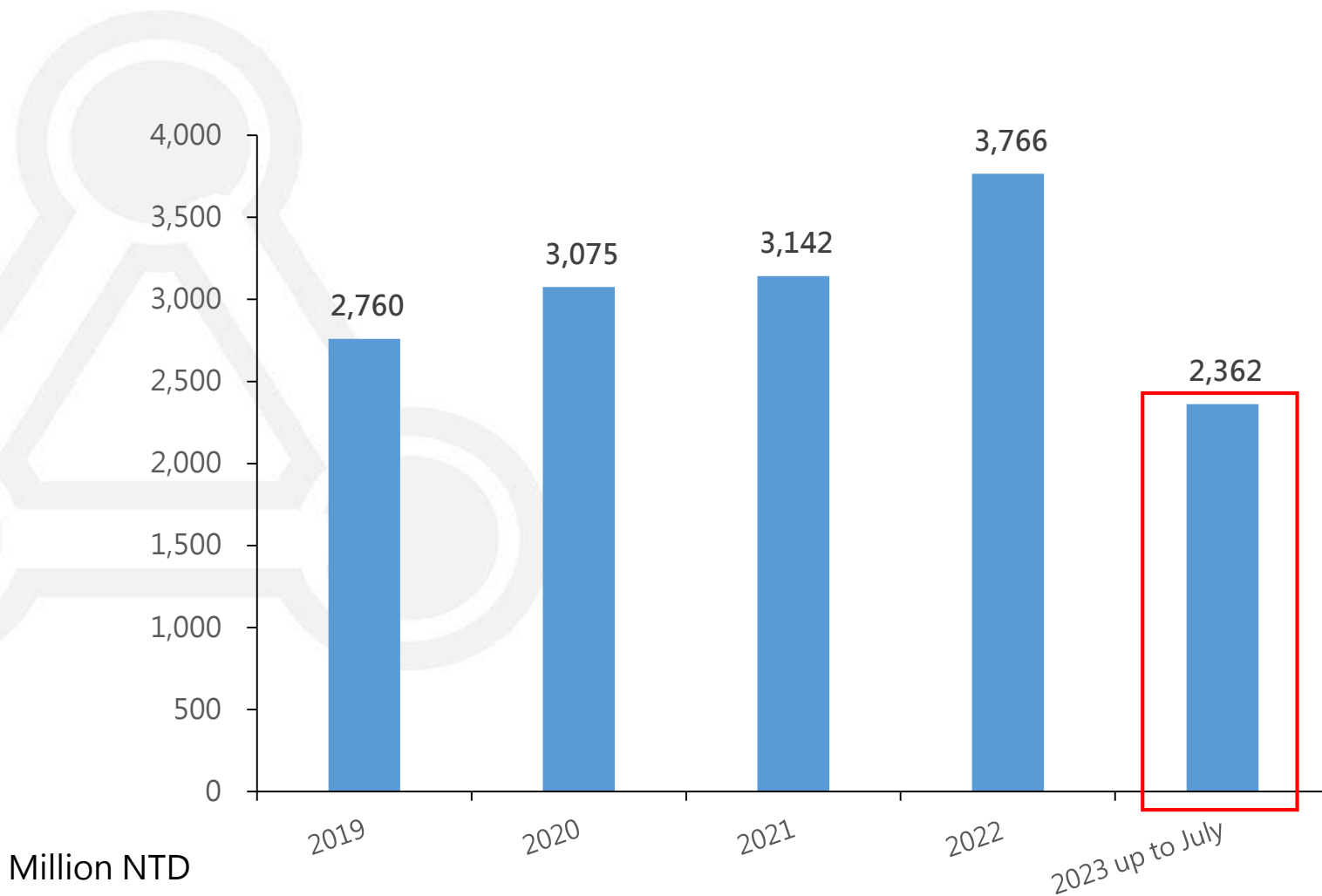
These forwardlooking statements involve known and unknown risks, uncertainties and other factors which may cause actual results to differ materially from those implied by such forward-looking statements.

- 
- A large, light gray graphic in the background consists of a triangle with circles at each of its three vertices, connected by thick lines. The graphic is semi-transparent and serves as a decorative element.
- **2023 up-to-July Operation Results**
 - **Business Strategy**
 - **Business Update**

A large, faint, light gray graphic of a triangle with circles at its vertices is positioned on the left side of the slide, behind the main title.

Operation Results

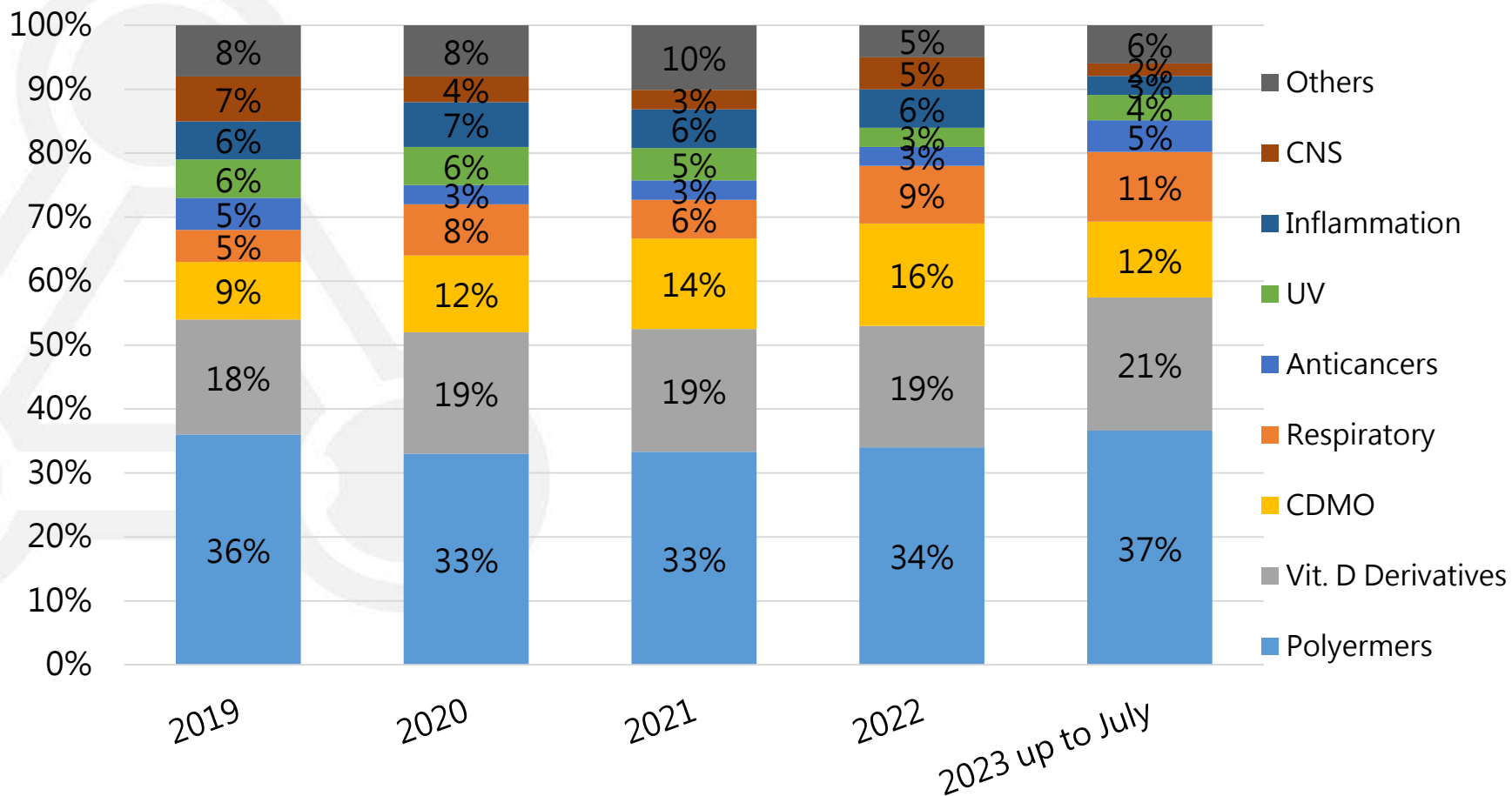
2023 Up-to-July Topline Results



Revenues-2023 up to July YoY 17%

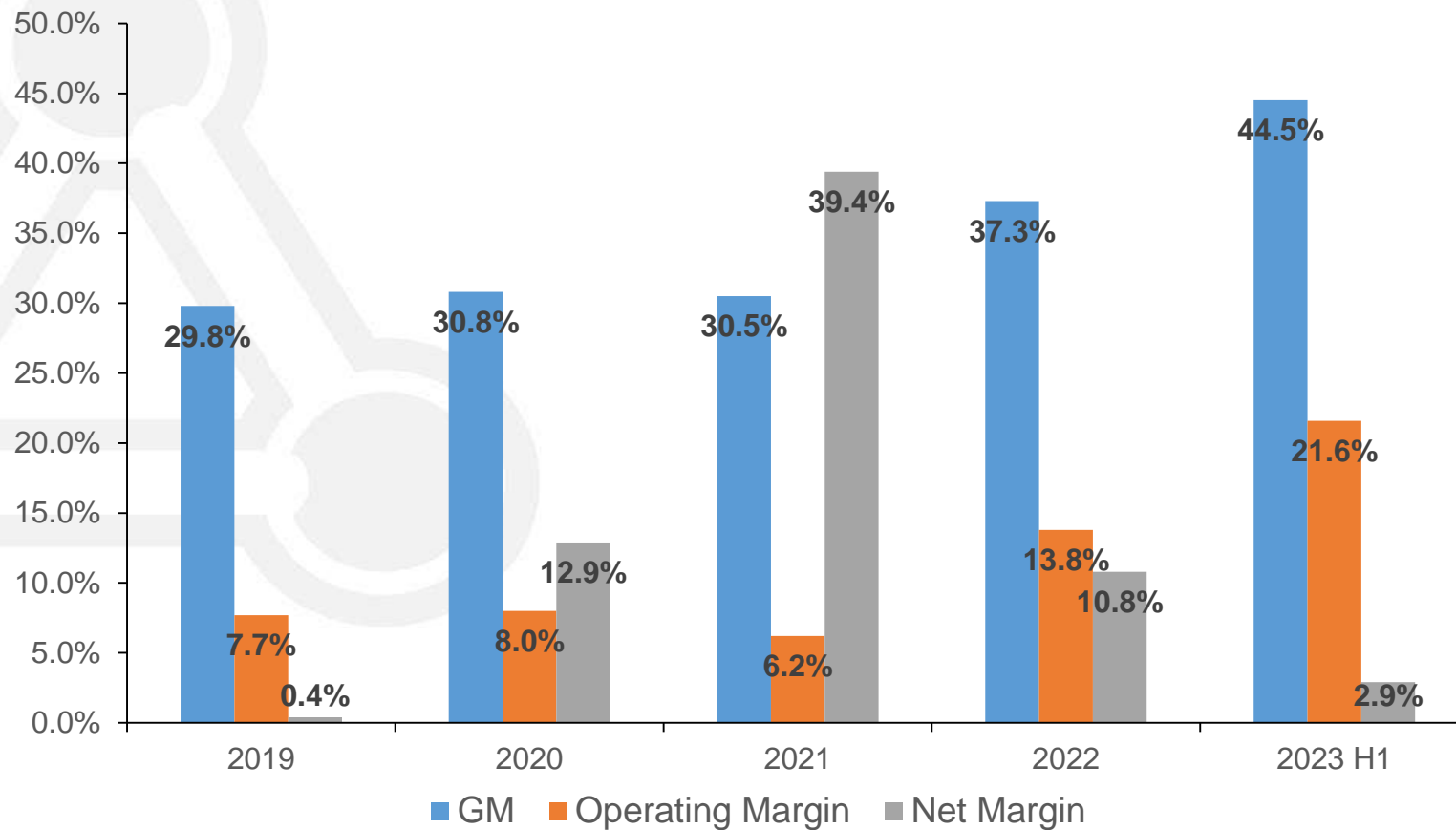
	Million NTD	YoY
Polymers	834	19%
Vit. D Derivatives	497	38%
CDMO	278	-4%
Respiratory Agents	263	61%
Anticancer	117	110%
Steroid	33	68%
Total	2,362	17%

Product Category

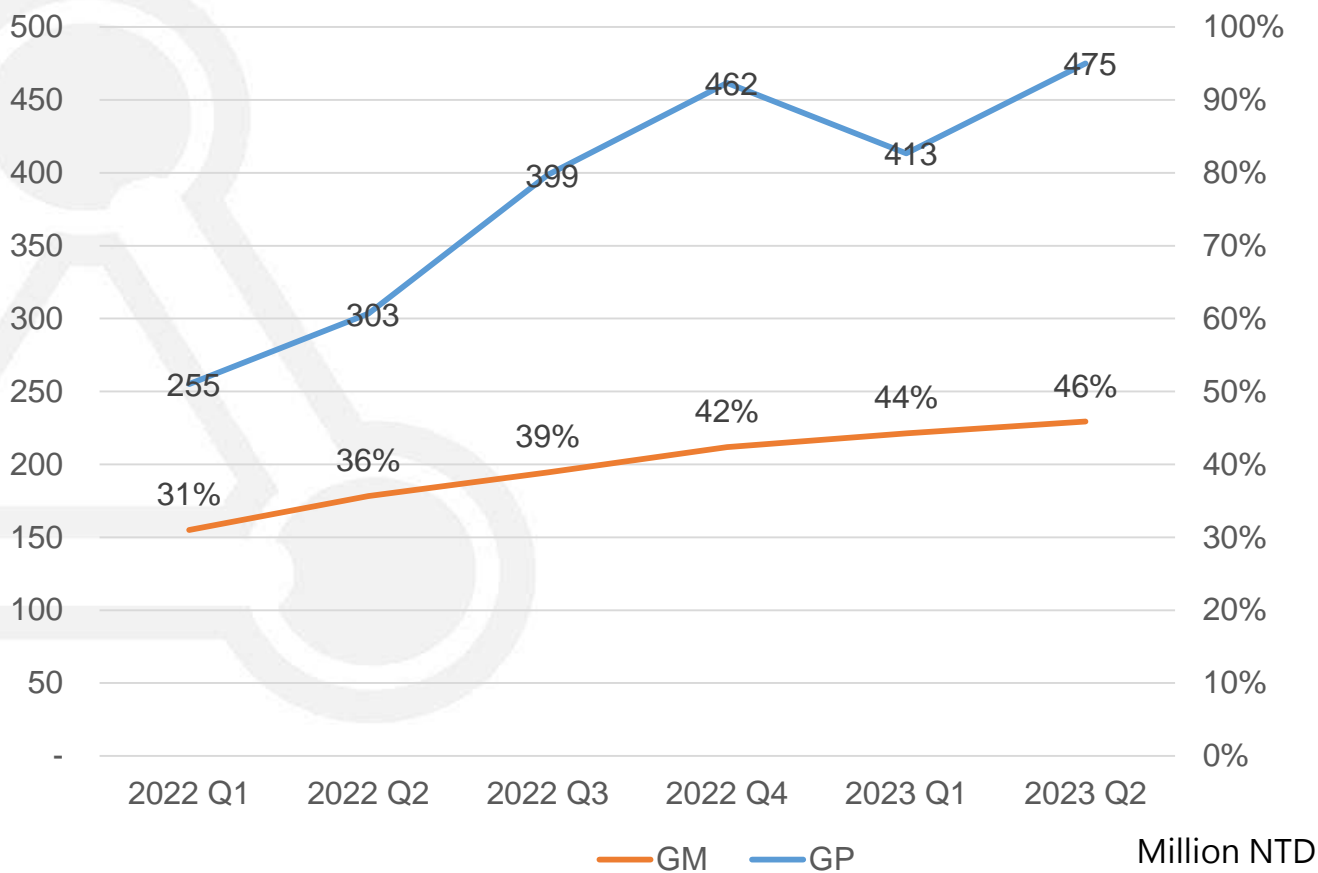


2023H1 Profitability

Cash dividend NT\$0.48
BP per share NT\$62.32



2022-2023Q2 Gross Margin Keeps Growing



A large, faint, light gray graphic of a triangle with circles at its vertices and midpoints, serving as a background for the title.

Business Strategy

Integrated RD and Manufacturing

Generic API

- High quality GMP
- Stable supply
- Effective output to fulfill customer's demand

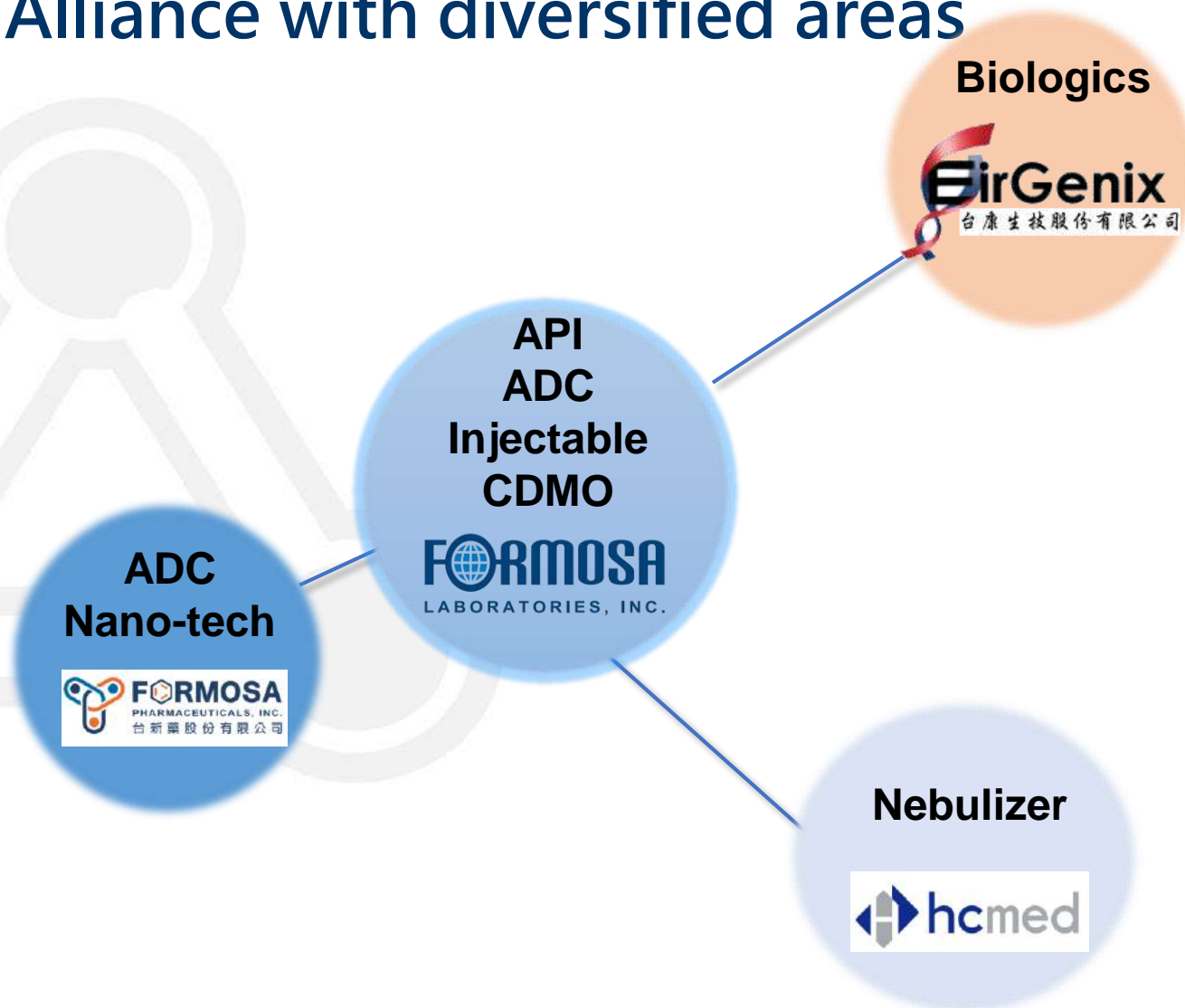
Injectable

- Vertical integration
- Supply from development to commercialization stage

CDMO

- One-stop-shop service from drug substance to drug product
- ADC and peptide CDMO

Alliance with diversified areas



A large, light gray graphic of a triangle with circles at its vertices, serving as a background for the title.

Key Business

API Products

Anticancers

Anti-inflammatory
& Analgesic Agents

MRI Enhancing
Agents

Respiratory Agents

Polymeric Drugs

CNS Agents

Immunomodulators

Steroids

Vit. D Derivatives

Antibiotics

1995

2000
-Started API
cGMP Production

2000

2002

2004

2008

2009

2011

2013

2019

2021

2022

2023

2002
-1st TFDA inspection

2004
-1st FDA inspection

2008
-Merged with LC United Chemical Corporation

2009
-1st PMDA inspection
-Commission HPAPI facility

2011
-1st COFEPRIS inspection
-IPO

2013
-1st EDQM inspection
-First ADC Project

2019
-Injectable plant establishment

2021
-GMP inspected by TFDA for packaging and labeling of drug products.
-First ADC QP success

2022
-GDP/GMP certificate
-Injectable TFDA inspection
-Fermentation USFDA inspection


2023
- Sevelamer approved in China
- Eribulin injectable receives TFDA approval and NHI price

US



8 Times
2022 Recent

Japan



8 Times
2021 Recent

Germany

BGV

2 Times
Recent

Mexico



2 Times
Recent

Europe



1 Times
Recent

Taiwan



13 Times
2022 Recent

※ Taiwan TFDA became a participating authority of the Pharmaceutical Inspection Co-operation Scheme (PIC/S) in 2013.

Key API Products

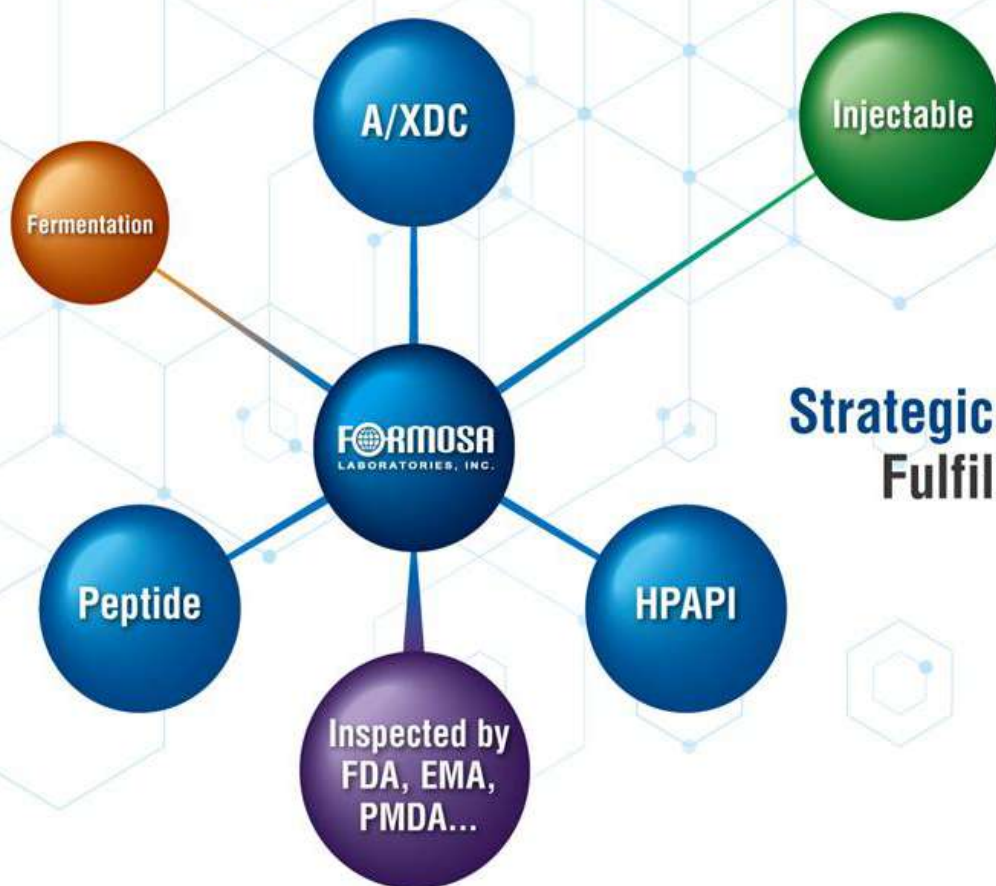
- Improve throughput
- Expand manufacture capacity
- Stable supply chain



2023 Highlight

- Polymer products stay strong market share with stable clients' demand. New manufacturing line will start 2023Q3.
- Sevelamer API approved in China.
- Respiratory API sales keeps growing.
- Steroid product 2023 up-to-date YoY 68% and enters originator supply chain.
- Vitamin D products keeps growing in 2023 up-to-date YoY 38%.
- Six API products have started originators' supply chain.

Comprehensive CDMO Service-One Stop Shop



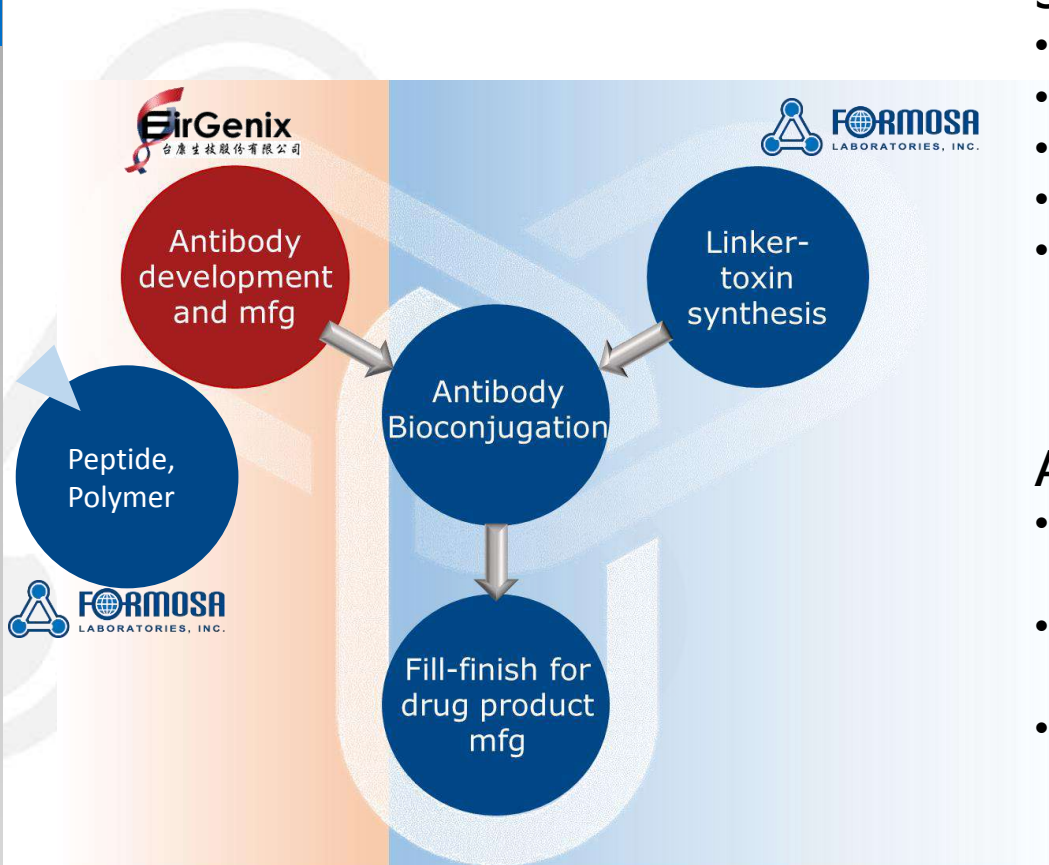
Strategic CDMO partner for your success
Fulfill all your needs in a single shop

Comprehensive CDMO Service-One Stop Shop



- Build up alliance to expand US market. A few projects ongoing
- Stable CMO supply to originator in Japan, Europe, and US
- Multiple projects enters validation and/or commercial manufacturing

Once stop ADC services



Service scope

- Process development
- ADC screening platform
- Scale-up
- Comprehensive analytical services
- Formulation development and manufacturing services

ADC CDMO highlight

- Clients includes US, China, Europe, and Taiwan
- Support clients from RD to clinical trial material for Phase I trial.
- New ADC clients have completed drug product manufacturing for global clinical trial

Advanced Technology

- Build up **Peptide Synthesis Laboratory** with automatic solid-phase microwave synthesis
- Set up **Microfluidic Reactor** scale-up planned in 2023Q4



Injectable Plant Status

- Authority inspection is ongoing
 - Cytotoxic line
 - TFDA: 2022Q2
 - FDA: 2024
 - General line
 - TFDA: 2024
 - FDA: 2025
 - Feasible for biologic and chemical drug
 - Liquid and Lyophilization product
 - Clinical trial and commercial scale




Self-development Injectable Products

◆ Eribulin Injectable

(Global market size USD 370 million, US Market USD 130 million , TW market NTD 450 million)

- License-out in other territories is expected in 2023
- Licensing-out for other self-development injectable products is ongoing with global pharma





Q & A