



Formosa Laboratories, Inc.

TWSE 4746

Disclaimer

This material has been prepared by Formosa Laboratories Inc. (“Formosalab”).

Any opinions expressed in this material are subject to change without notice as a result of using different assumptions. Formosalab is under no obligation to update or keep current the information contained herein. The information contained in this presentation is Formosalab’s confidential information.

Any disclosure, copying, distribution or any action taken or omitted to be taken in reliance on it is prohibited and may be unlawful.

No representation or warranty, express or implied, is or will be made in or in relation to, and no responsibility or liability is or will be accepted by the Company as to, the accuracy or completeness of this material and any liability therefore is hereby expressly disclaimed.

Statements made in this material include forward-looking statements, which include, without limitation, statements about the issues, plans and expectations of Formosalab. Without limiting the foregoing, statements including the words “believes”, “anticipates”, “plans”, “expects” and similar expressions are also forward-looking statements. Forward-looking statements reflect, among other things, management’s plans and objectives for future operations, current views with respect to future

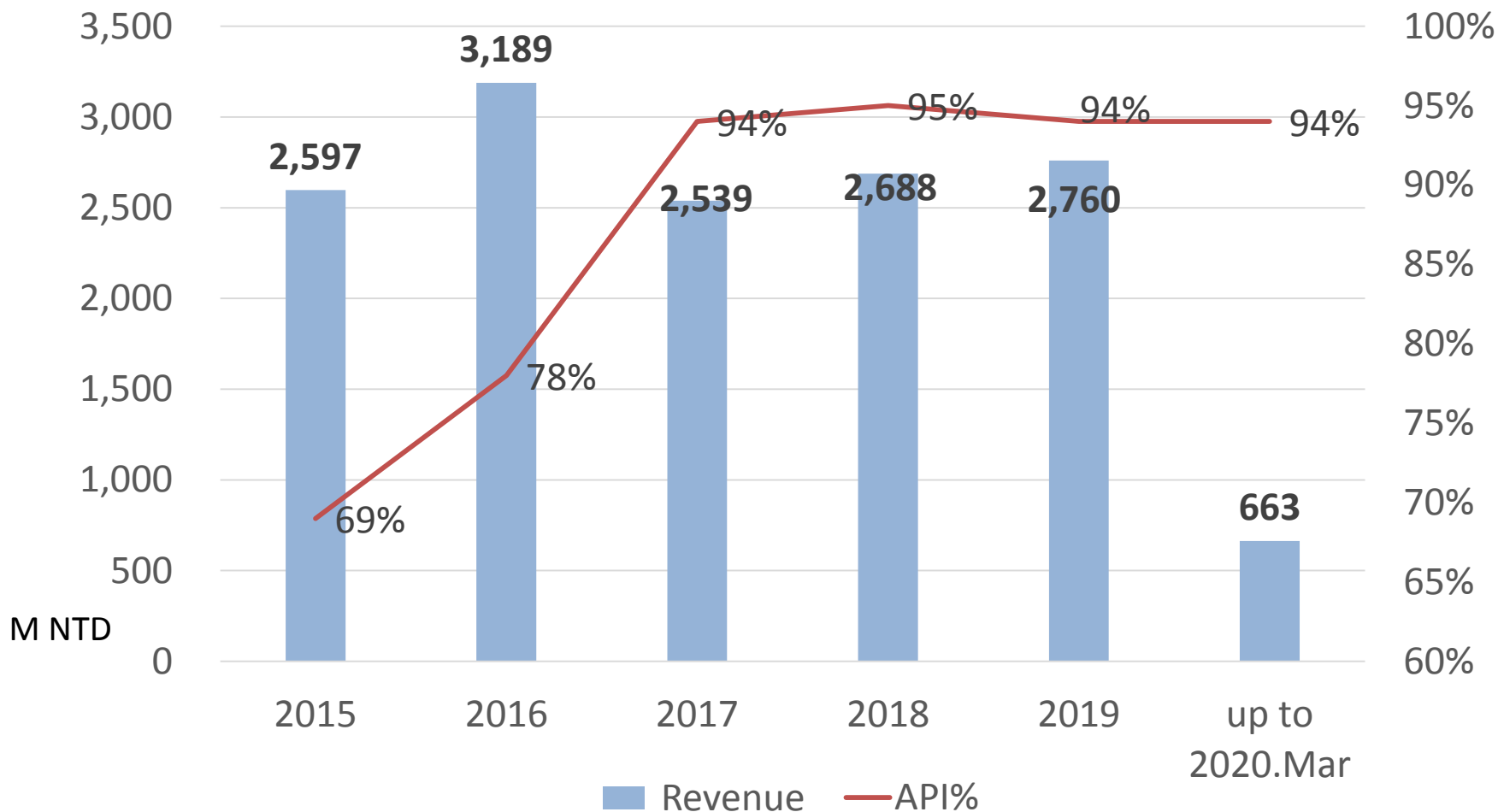
events and future economic performances and projections of various financial items.

These forwardlooking statements involve known and unknown risks, uncertainties and other factors which may cause actual results to differ materially from those implied by such forward-looking statements.



Operation Results

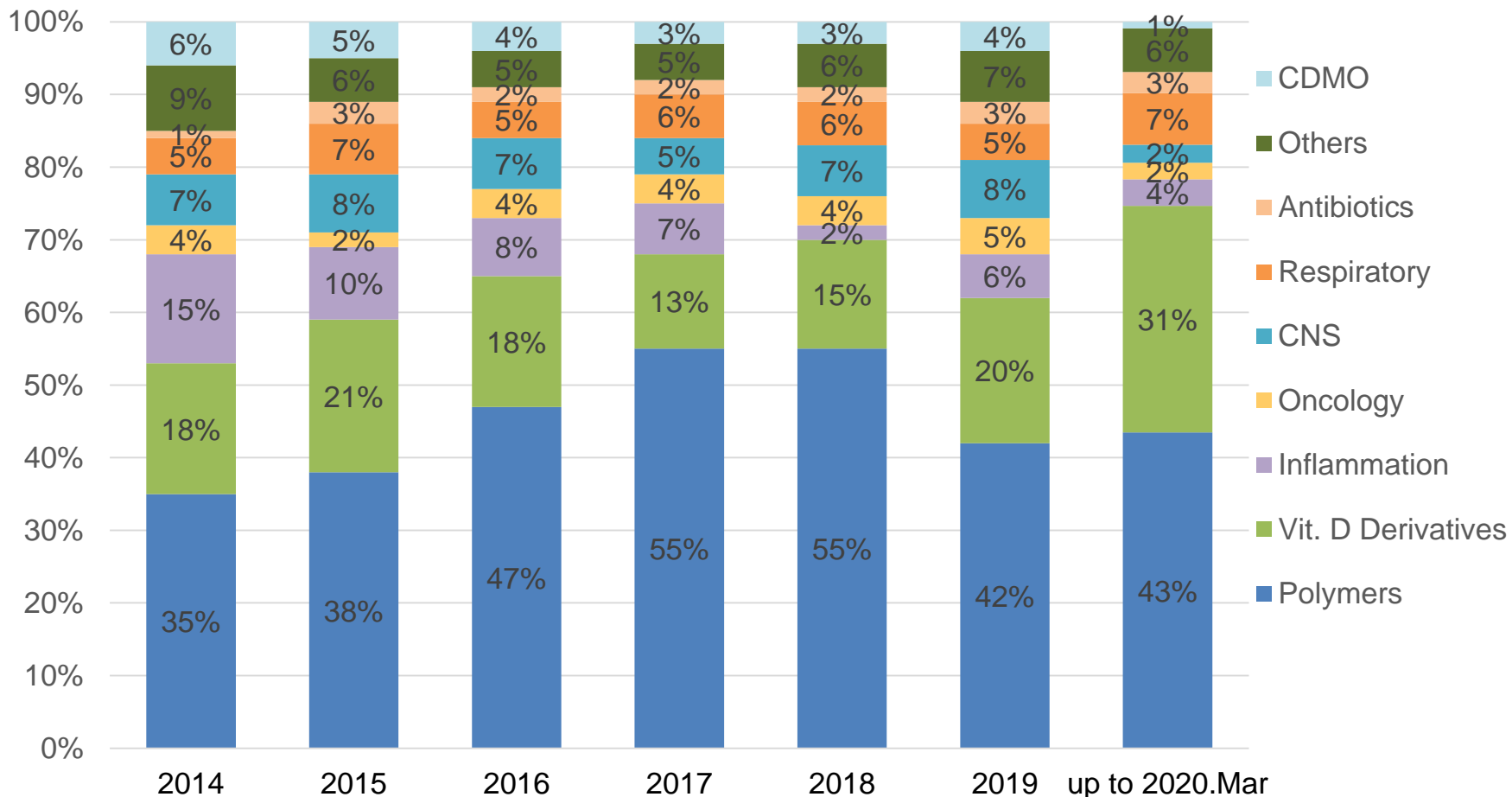
Top Line Performance



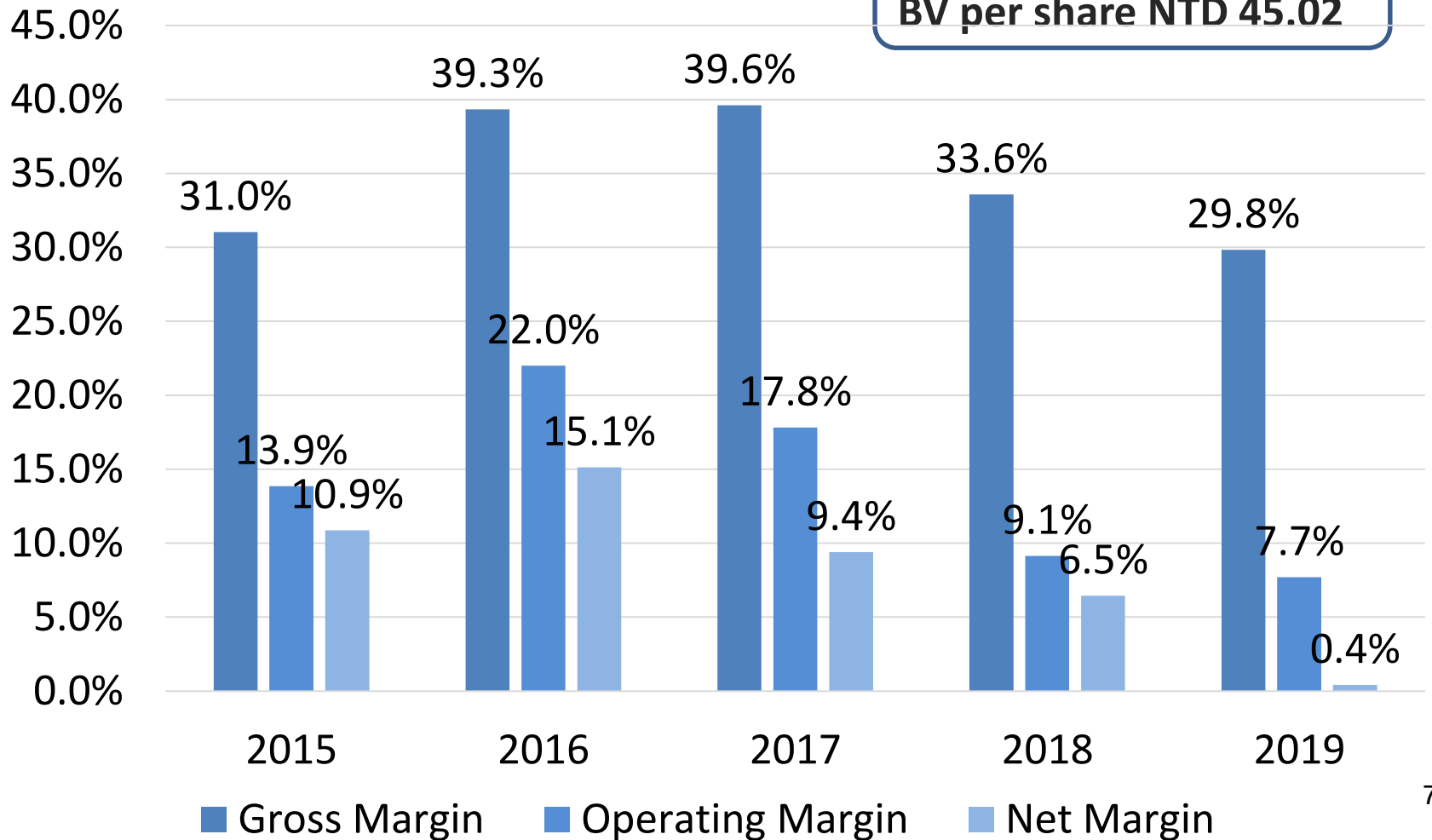
2020Q1 Top line

<i>NTD M</i>	2020Q1	YoY
Polymers	271	15.7%
Vit. D Derivatives	194	64.2%
Other API's	158	-29.8%
Subtotal	623	7.9%
UV filters	40	-48.2%
Total	663	1.3%

API Product Mixture







Profitability (unconsolidated)





Business Strategy

DS-DP-NCE-505(b)2


	<p>API Drug Substance</p> <ul style="list-style-type: none"> • Current products presence • Stable global RM Procurement • Efficacy in development and Stronger Price bargaining position
	<p>Drug Product</p> <ul style="list-style-type: none"> • Interests from API clients, subsidiaries and new requests • Aim for TFDA inspection and US ANDA filing 2020H2
	<p>New Drug</p> <ul style="list-style-type: none"> • 505(b)(2) eye disease product to complete US Phase II 2020Q2 • Strategic Investment
	<p>Investment</p> <ul style="list-style-type: none"> • Business Collaboration • Capital Gain

Global Quality System

Agency and country	Total inspection records	First time (year)	Last time (year)
US FDA	7	2004	2018
Germany BGV	2	2007	*
Japan PMDA	8	2009	2018
Mexico COFEPRIS	2	2010	*
Europe EDQM	1	2013	*
Taiwan TFDA	15	2002	2019

- GMP certificates on 41 products have been granted
- Filed 45 US DMFs, 11 European DMFs in 28 countries, 6 COS, 12 JMF
- 36 GMP audits by global pharmaceutical companies in 2019
- Taiwan becomes a PIC/S member since 2013 and PIC/S members in principle will not need to inspect additionally

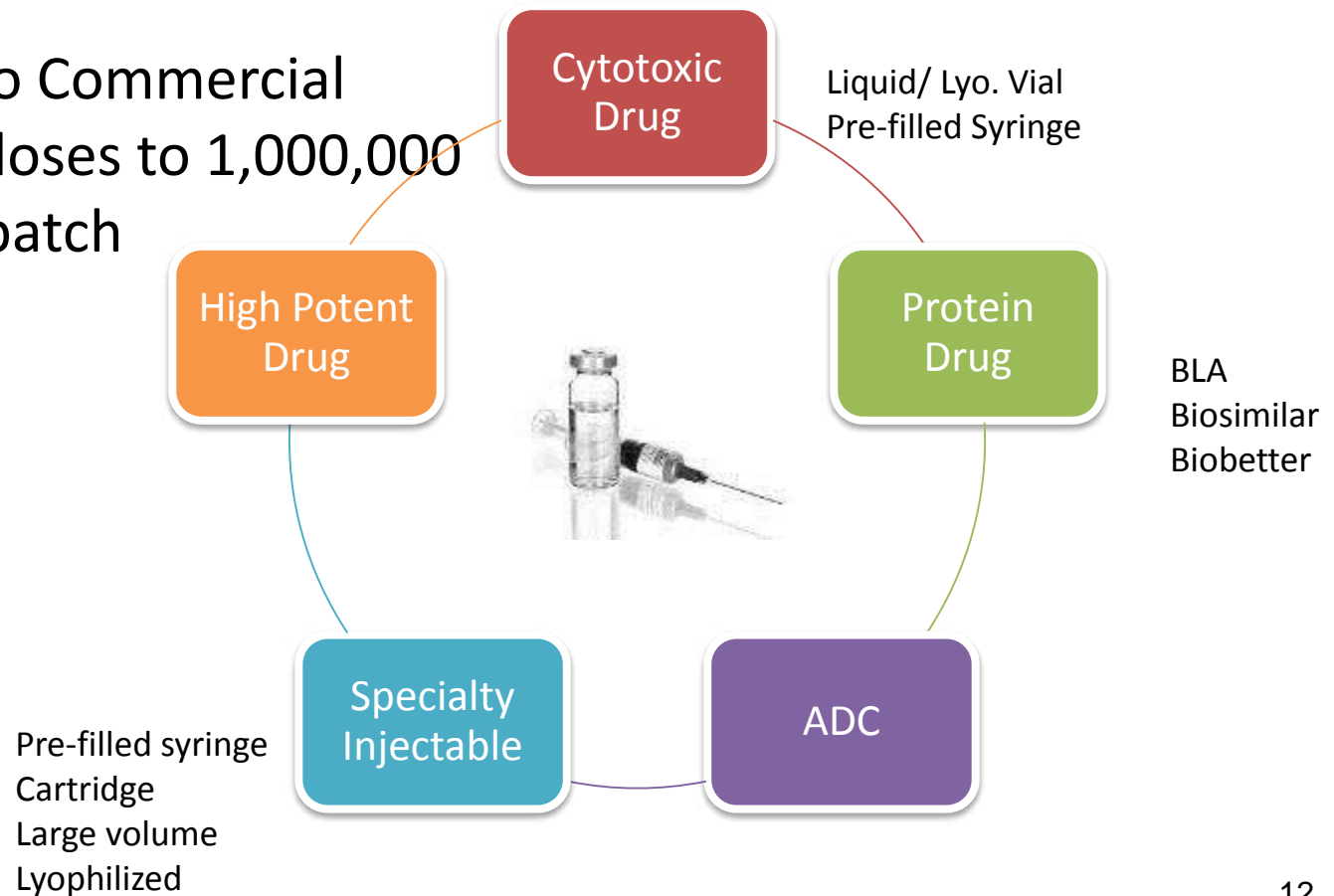
High Potent Facility



- Vit D derivatives
- Steroid hormones
- Anti-cancers
- ADCs

One-Stop DS-DP Partner

- From IND to NDA/ANDA/BLA filing
- From Lab to Commercial
- From 100 doses to 1,000,000 doses per batch



DP development Team

Formulation R&D

- 3 PhD
- 5 MSs

Analytical R&D

- 3 PhD
- 27 MS
- 8 BS
- 2 Associate



Pharmaceutical
Development Report
(PDR) ready for
manufacturing





API Business

Product Overview

● Polymers

✓ Sevelamer Carbonate

- Gained 100% European generics market, demand strong
- Clients have 51% of the US generics market with 92.3% market share owned by generics
- Strong demand from the emerging markets

✓ Colevelamer HCl

- Exclusively supply to all approved generics companies except for AG, generics market share in the US ~ 64%
- Two new US clients end of 2020
- Expect to launch in Europe in 2022

✓ Colestipol

- Exclusively supply to all approved generics companies except for AG, generics market share in the US ~ 99%

Product Overview

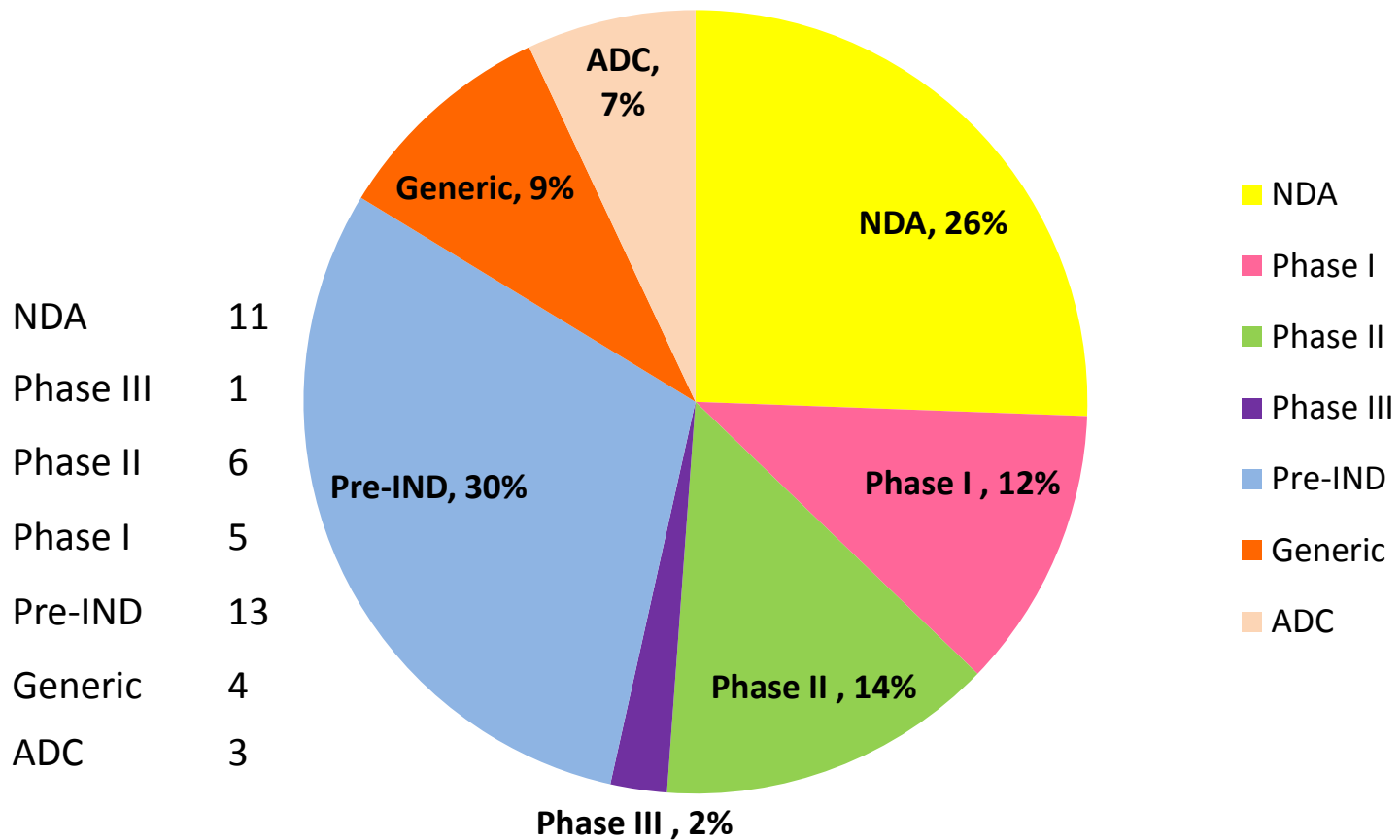
- **Vit. D Derivatives**
- **Oncology (TMZ)**
- **Inflammation (Leflunomide)**

Product Overview

● China Market

- ✓ BioEquivalence and US-China green channel
- ✓ Client gained 1st approval for Montelukast
- ✓ Several clients initiated Benzonatate commercialization in the US and Chian
- ✓ Expected to get approval for Sevelamer Carbonate, Temozolomide and Calcipotriol in 2020

CDMO Overview



Strong CDMO Demand

- Expect to see a strong YoY growth
- Clients entering into efficacy confirmation or scale up stages, boosting demands in 2021 to 2022
- Well known ADC development platform to provide services domestically and internationally

COVID-19

- Collaborated with Taipei Veterans General Hospital, National Yang-Ming University and National Chiao Tung University for drug development

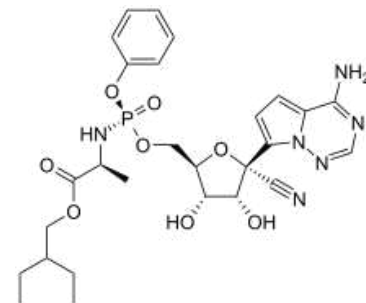



Photo from Taoyuan City Government





Injection

Overview



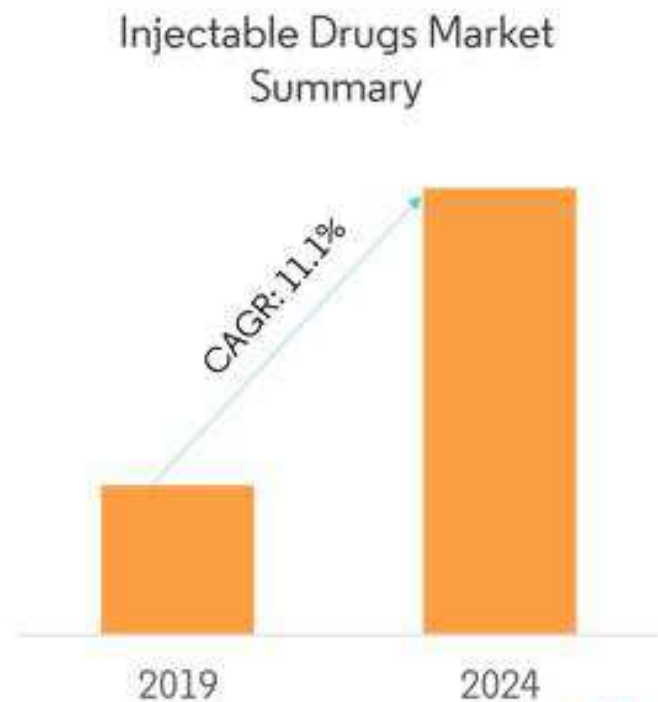
International Standard

- Designed by NNE
- USA(FDA), EMA and PMDA standard
- Competence for small molecules and protein drugs



Injectable DP Service

- Business models include Licensing, Co-Development and CDMO
- Invested companies and subsidiaries are potential partners
- Unique and strong API portfolio attract new customers
- More than 10 projects in discussion
- Deal structure includes fees and milestones for development and commercialization



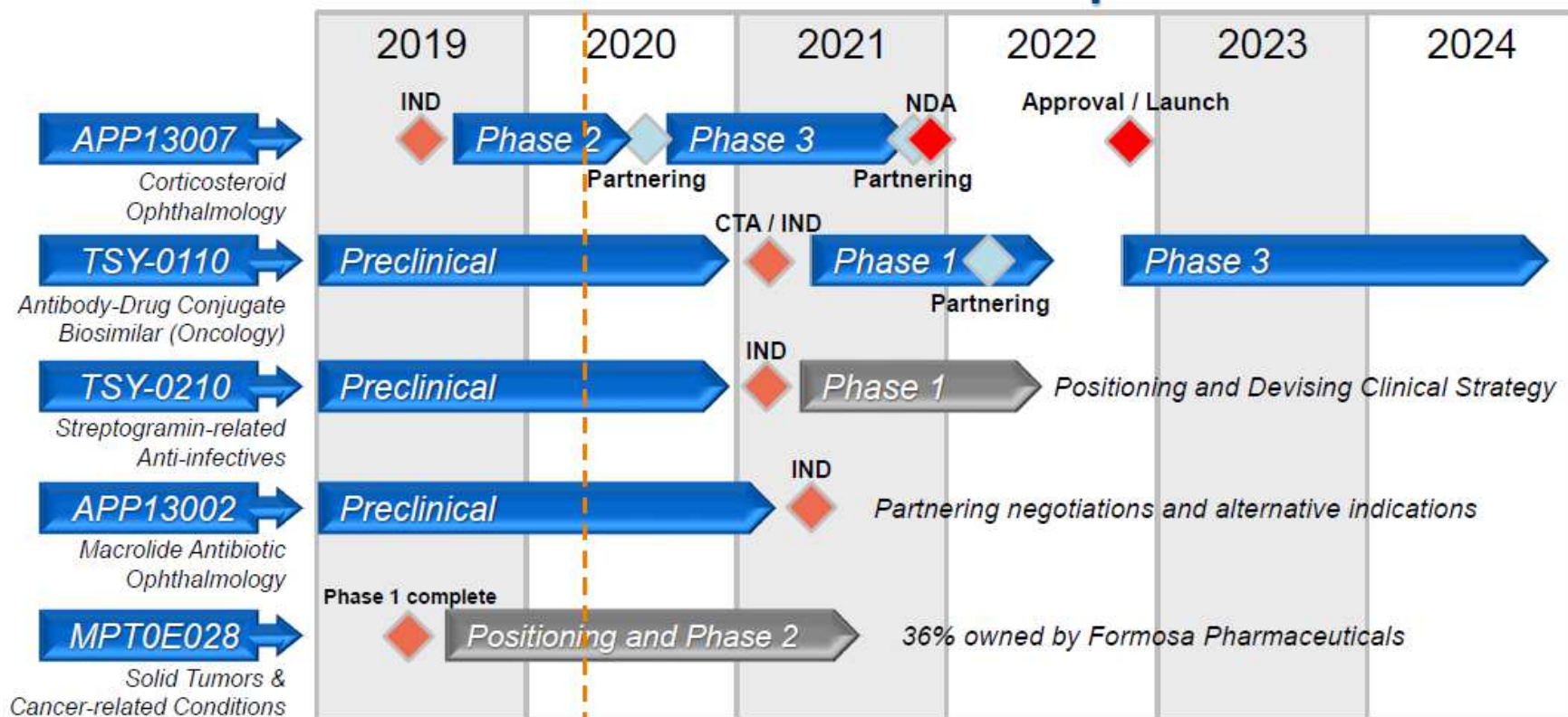
Source: Mordor Intelligence and future market insights



New Drug Development Formosa Pharmaceuticals.



Pipeline Update





Q&A